

Elbert County, CO

Residential Market Statistics

Year to Date through November 2020

Provided By:

JACEGLICK
SELLS TEAM

REAL ESTATE. REAL EXPERIENCE. REAL RESULTS.



RE/MAX
ALLIANCE

Broker Owner

ABR, CDPE, CLHMS, CRS, GRI, SFR, Circle of Legends

(303)805-4333

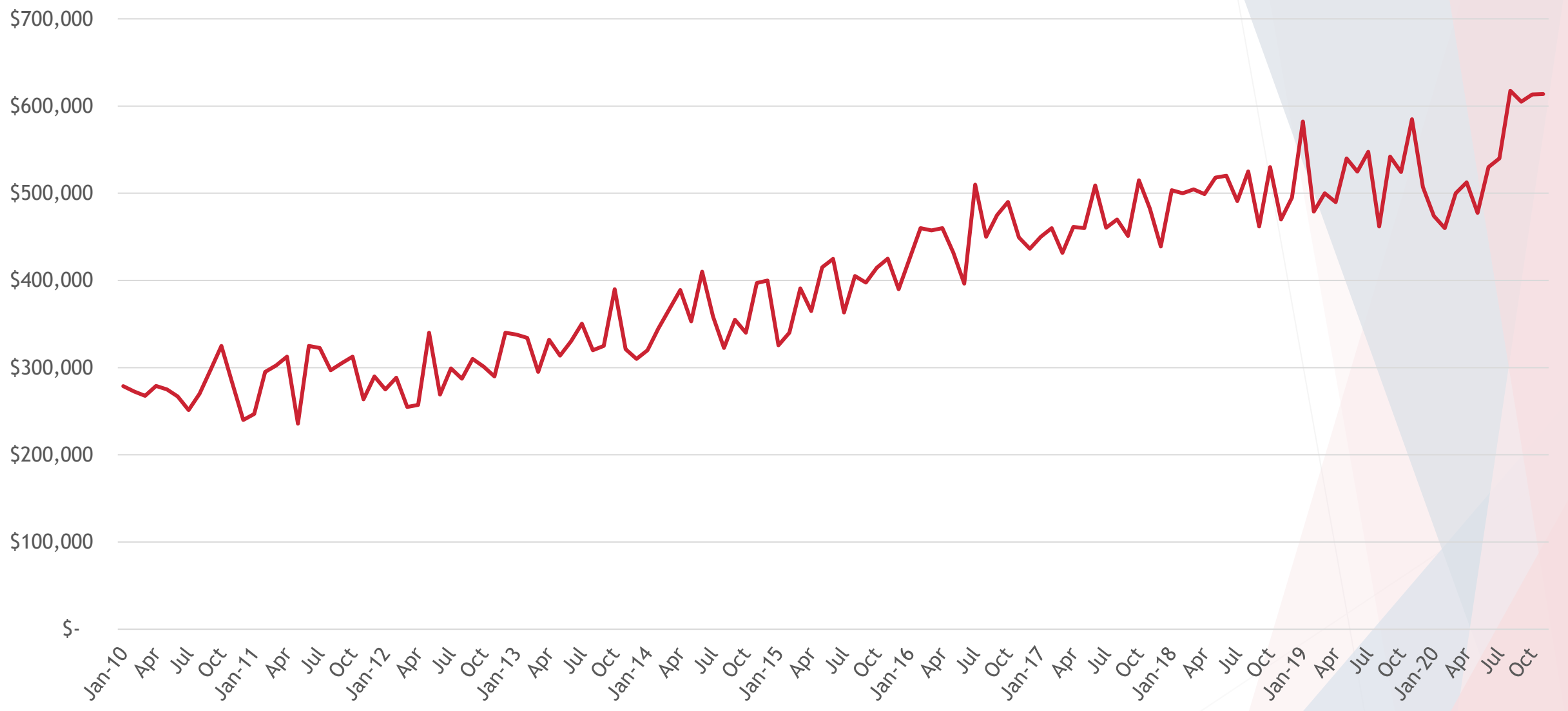
jace@jaceglick.com

7437 Village Square Dr. Suite 105 Castle Pines, CO 80108

Each office independently owned & operated

HISTORICAL MEDIAN SALES PRICE • DETACHED HOMES

ELBERT COUNTY, CO



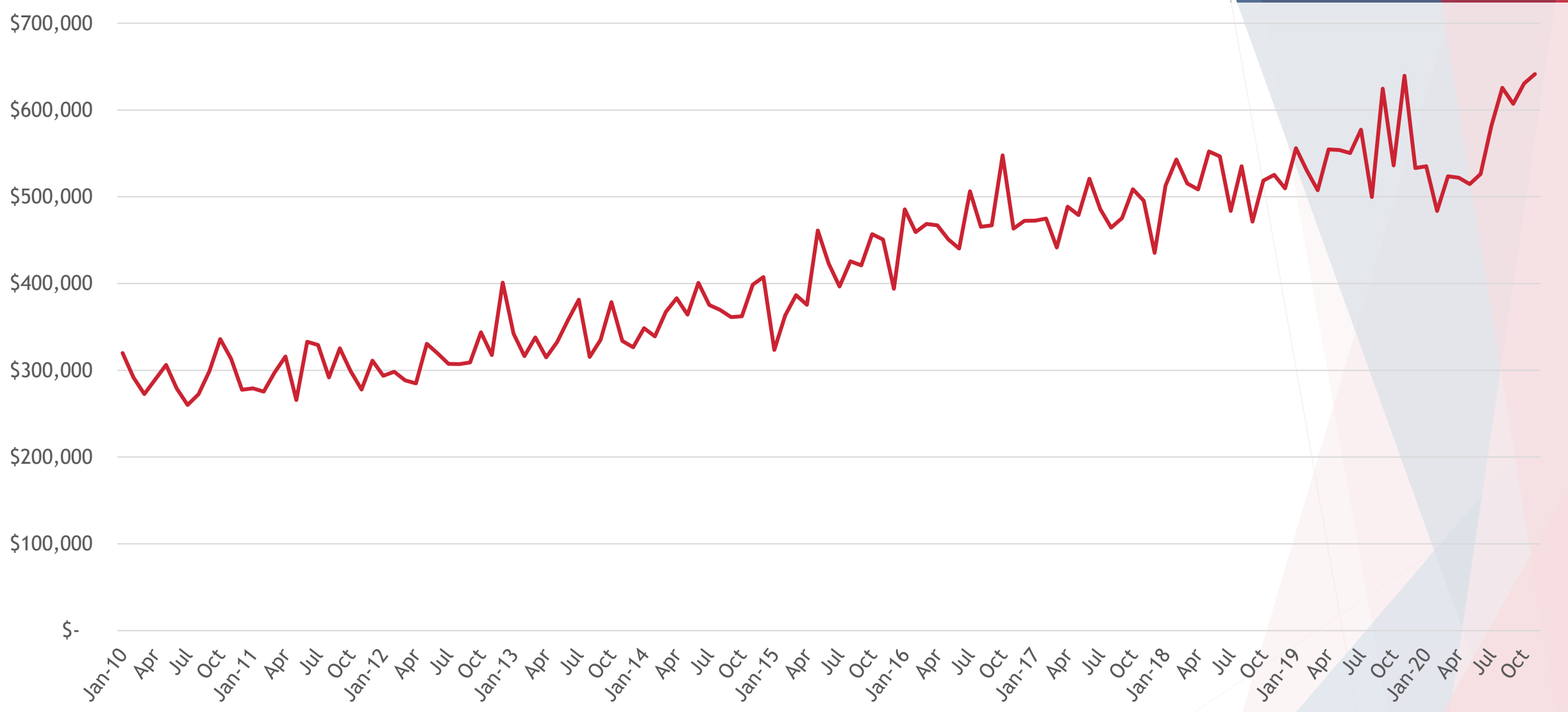
Based on information from REcolorado®, Inc. for the period January 1st 2010 through November 30th 2020 of detached single family homes in Elbert County, CO • Not all properties were listed and/or sold by RE/MAX Alliance. • This representation is based in whole or in part on content supplied by REcolorado®, Inc. REcolorado®, Inc. does not guarantee nor is it in any way responsible for its accuracy. Content maintained by REcolorado®, Inc. may not reflect all real estate activity in the market.

JACEGLICK
SELLS TEAM
REAL ESTATE. REAL EXPERIENCE. REAL RESULTS.



HISTORICAL AVERAGE SALES PRICE • DETACHED HOMES

ELBERT COUNTY, CO



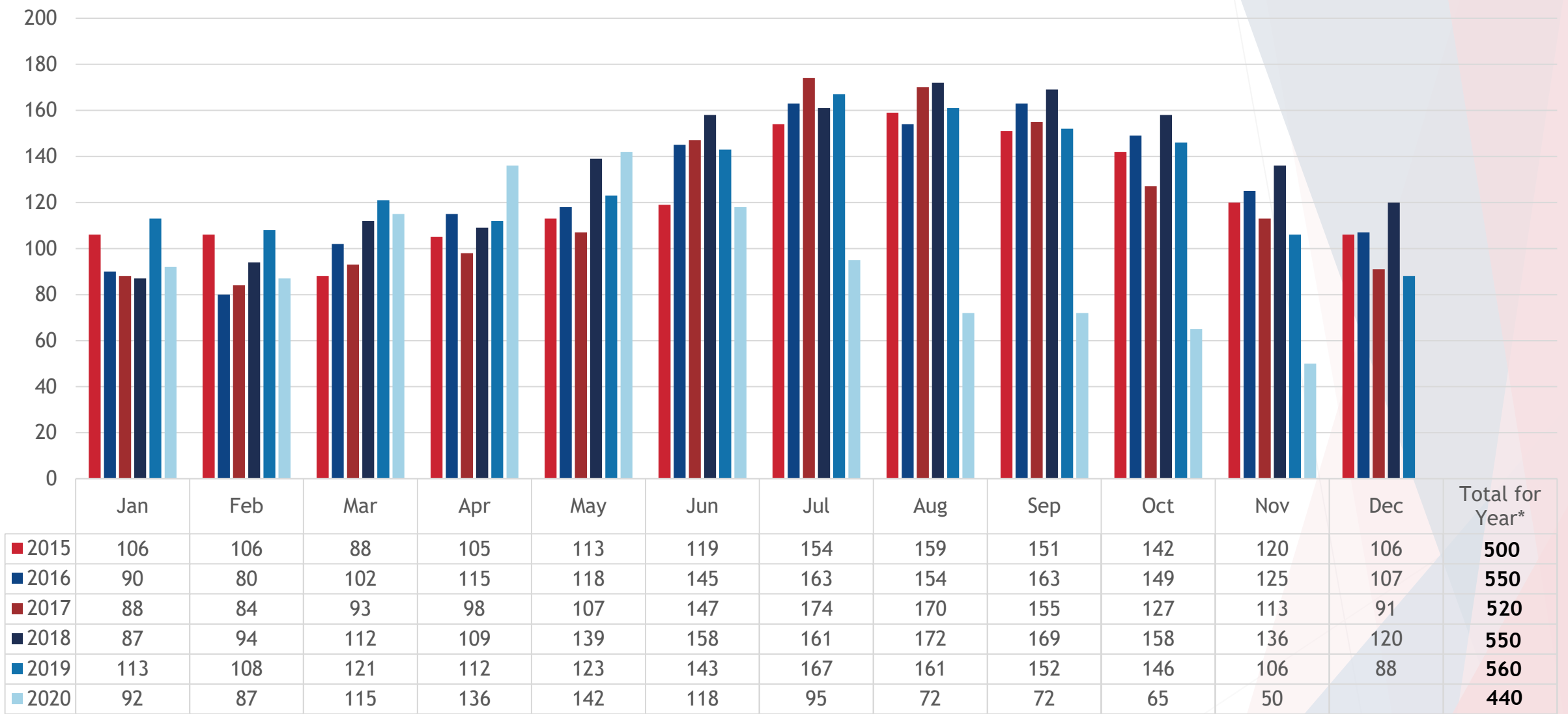
Based on information from REcolorado®, Inc. for the period January 1st 2010 through November 30th 2020 of detached single family homes in Elbert County, CO • Not all properties were listed and/or sold by RE/MAX Alliance. • This representation is based in whole or in part on content supplied by REcolorado®, Inc. REcolorado®, Inc. does not guarantee nor is it in any way responsible for its accuracy. Content maintained by REcolorado®, Inc. may not reflect all real estate activity in the market.

JACEGLICK
SELLS TEAM
REAL ESTATE. REAL EXPERIENCE. REAL RESULTS.



RESIDENTIAL INVENTORY • DETACHED HOMES

ELBERT COUNTY, CO

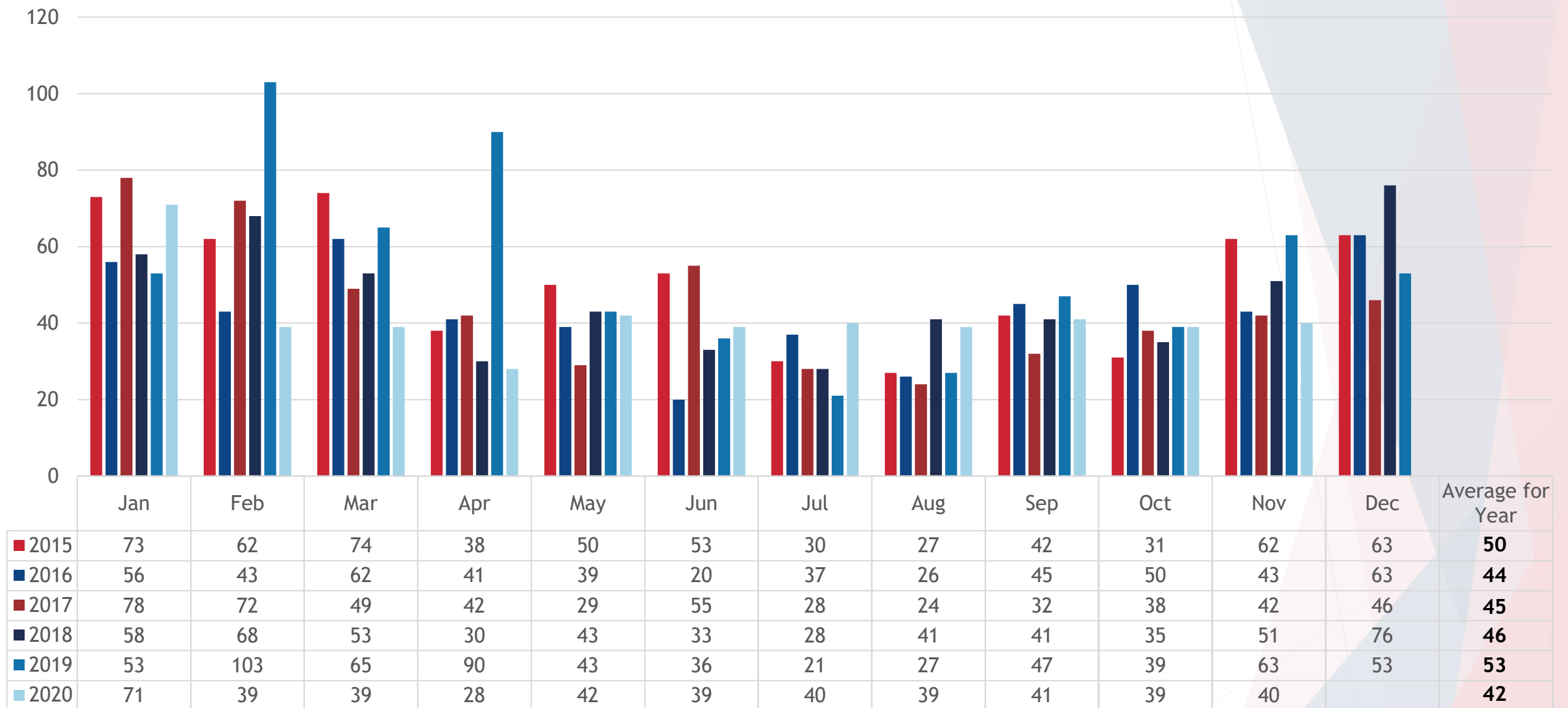


Based on information from REcolorado®, Inc. for the period January 1st 2015 through November 30th 2020 of detached single family homes in Elbert County, CO • Not all properties were listed and/or sold by RE/MAX Alliance. • This representation is based in whole or in part on content supplied by REcolorado®, Inc. REcolorado®, Inc. does not guarantee nor is it in any way responsible for its accuracy. Content maintained by REcolorado®, Inc. may not reflect all real estate activity in the market.
 *Approximate total number of listings for the year.

JACEGLICK
SELLS TEAM
 REAL ESTATE. REAL EXPERIENCE. REAL RESULTS.

AVERAGE DAYS ON MARKET • DETACHED HOMES

ELBERT COUNTY, CO

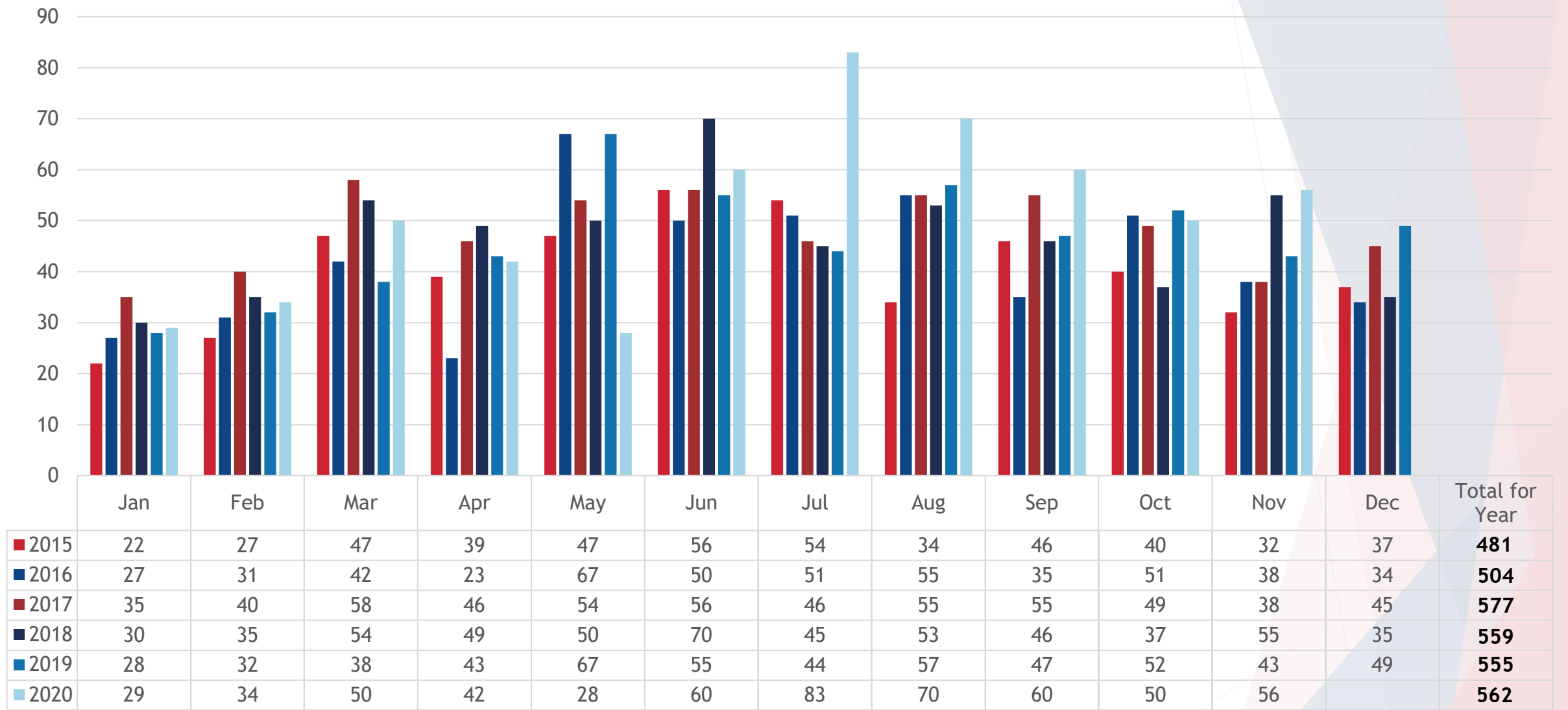


Based on information from REcolorado®, Inc. for the period January 1st 2015 through November 30th 2020 of detached single family homes in Elbert County, CO • Not all properties were listed and/or sold by RE/MAX Alliance. • This representation is based in whole or in part on content supplied by REcolorado®, Inc. REcolorado®, Inc. does not guarantee nor is it in any way responsible for its accuracy. Content maintained by REcolorado®, Inc. may not reflect all real estate activity in the market.

JACEGLICK
SELLS TEAM
 REAL ESTATE. REAL EXPERIENCE. REAL RESULTS.

NUMBER OF SALES • DETACHED HOMES

ELBERT COUNTY, CO

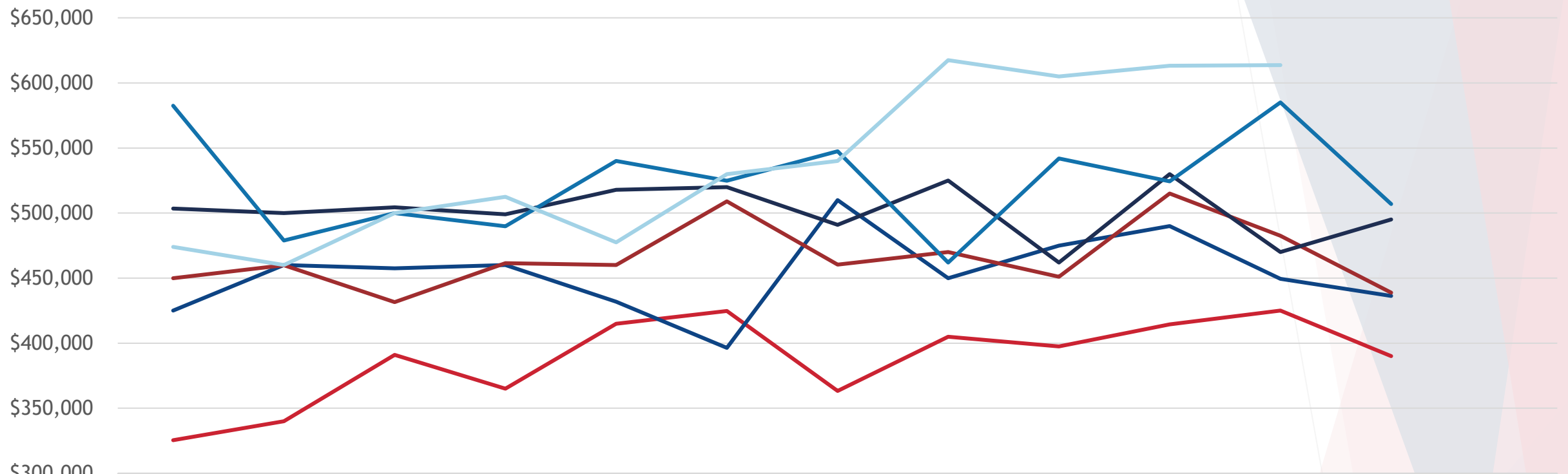


Based on information from REcolorado®, Inc. for the period January 1st 2015 through November 30th 2020 of detached single family homes in Elbert County, CO • Not all properties were listed and/or sold by RE/MAX Alliance. • This representation is based in whole or in part on content supplied by REcolorado®, Inc. REcolorado®, Inc. does not guarantee nor is it in any way responsible for its accuracy. Content maintained by REcolorado®, Inc. may not reflect all real estate activity in the market.



MEDIAN SOLD PRICE • DETACHED HOMES

ELBERT COUNTY, CO



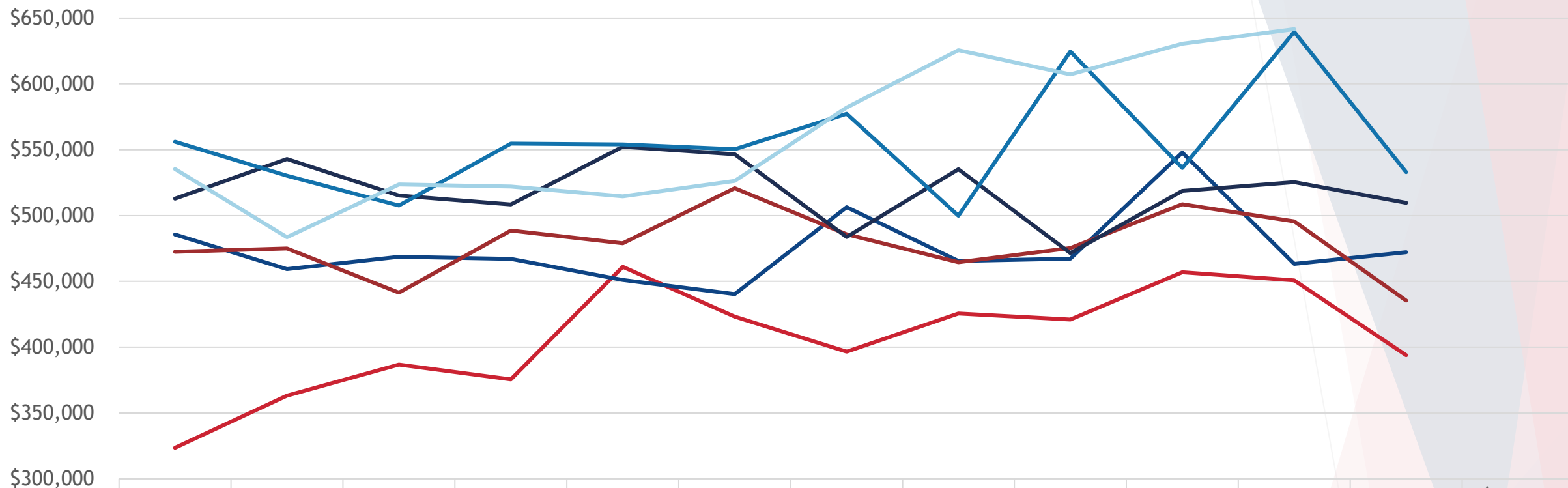
	Jan	Feb	Mar	Apr	May	Jun	Jul	Aug	Sep	Oct	Nov	Dec	Median for Year
— 2015	\$325,500	\$340,000	\$391,000	\$365,000	\$415,000	\$424,768	\$363,250	\$405,000	\$397,500	\$414,500	\$425,000	\$390,000	\$394,250
— 2016	\$425,000	\$460,000	\$457,500	\$460,000	\$431,900	\$396,450	\$510,000	\$450,000	\$475,000	\$490,000	\$449,450	\$436,250	\$453,750
— 2017	\$450,000	\$459,950	\$431,500	\$461,450	\$460,000	\$509,000	\$460,450	\$470,000	\$451,000	\$515,000	\$482,500	\$438,900	\$460,225
— 2018	\$503,450	\$500,000	\$504,500	\$499,000	\$517,950	\$520,000	\$490,900	\$525,000	\$462,000	\$530,000	\$470,000	\$495,000	\$501,725
— 2019	\$582,450	\$478,950	\$499,950	\$489,900	\$540,000	\$524,900	\$547,500	\$462,000	\$542,000	\$524,450	\$585,000	\$507,000	\$524,675
— 2020	\$474,000	\$460,000	\$500,000	\$512,500	\$477,500	\$530,000	\$540,000	\$617,500	\$605,000	\$613,250	\$613,750		\$530,000

Based on information from REcolorado®, Inc. for the period January 1st 2015 through November 30th 2020 of detached single family homes in Elbert County, CO • Not all properties were listed and/or sold by RE/MAX Alliance. • This representation is based in whole or in part on content supplied by REcolorado®, Inc. REcolorado®, Inc. does not guarantee nor is it in any way responsible for its accuracy. Content maintained by REcolorado®, Inc. may not reflect all real estate activity in the market.

JACEGLICK
SELLS TEAM
 REAL ESTATE. REAL EXPERIENCE. REAL RESULTS.

AVERAGE SOLD PRICE • DETACHED HOMES

ELBERT COUNTY, CO



	Jan	Feb	Mar	Apr	May	Jun	Jul	Aug	Sep	Oct	Nov	Dec	Average for Year
— 2015	\$323,566	\$363,233	\$386,759	\$375,568	\$461,117	\$423,163	\$396,629	\$425,624	\$421,001	\$456,992	\$450,819	\$393,924	\$406,533
— 2016	\$485,569	\$459,275	\$468,706	\$467,065	\$451,073	\$440,300	\$506,434	\$465,418	\$467,180	\$547,826	\$463,266	\$472,214	\$474,527
— 2017	\$472,486	\$474,931	\$441,458	\$488,609	\$478,954	\$520,773	\$485,810	\$464,611	\$475,312	\$508,636	\$495,583	\$435,371	\$478,545
— 2018	\$512,787	\$542,954	\$515,263	\$508,464	\$552,350	\$546,649	\$483,753	\$535,168	\$471,463	\$518,754	\$525,389	\$509,672	\$518,556
— 2019	\$556,118	\$530,245	\$507,579	\$554,716	\$553,960	\$550,430	\$577,316	\$499,858	\$624,685	\$536,133	\$639,610	\$533,044	\$555,308
— 2020	\$535,281	\$483,580	\$523,562	\$522,042	\$514,632	\$526,345	\$581,996	\$625,620	\$607,189	\$630,586	\$641,587		\$562,947

Based on information from REcolorado®, Inc. for the period January 1st 2015 through November 30th 2020 of detached single family homes in Elbert County, CO • Not all properties were listed and/or sold by RE/MAX Alliance. • This representation is based in whole or in part on content supplied by REcolorado®, Inc. REcolorado®, Inc. does not guarantee nor is it in any way responsible for its accuracy. Content maintained by REcolorado®, Inc. may not reflect all real estate activity in the market.

JACEGLICK
SELLS TEAM
 REAL ESTATE. REAL EXPERIENCE. REAL RESULTS.

PERCENT OF SALES BY PRICE RANGE • DETACHED HOMES

HOME PRICE	2015	2016	2017	2018	2019	2020	Solds (2020)
\$0 - \$150,000	2.49%	0.99%	1.39%	0.72%	0.36%	1.42%	8
\$150,001 - \$200,000	3.53%	1.98%	2.08%	1.07%	1.62%	0.71%	4
\$200,001 - \$250,000	7.48%	3.97%	3.12%	2.50%	0.90%	0.89%	5
\$250,001 - \$300,000	10.81%	7.14%	5.72%	4.83%	3.24%	1.78%	10
Total Under \$300,000	24.32%	14.09%	12.31%	9.12%	6.13%	4.80%	27
\$300,001 - \$350,000	12.27%	7.34%	7.97%	6.80%	7.57%	4.09%	23
\$350,001 - \$400,000	14.97%	14.48%	9.71%	7.69%	7.39%	7.65%	43
\$400,001 - \$450,000	13.72%	14.09%	14.04%	10.55%	10.09%	11.92%	67
\$450,001 - \$500,000	13.51%	14.48%	17.50%	16.10%	15.32%	9.96%	56
Total \$300,001 - \$500,000	54.47%	50.40%	49.22%	41.14%	40.36%	33.63%	189
\$500,001 - \$600,000	12.68%	15.28%	20.28%	22.36%	20.00%	20.64%	116
\$600,001 - \$700,000	3.33%	10.91%	9.71%	14.31%	14.59%	19.22%	108
\$700,001 - \$750,000	1.04%	2.98%	3.64%	3.40%	5.59%	6.05%	34
\$750,001 - \$800,000	1.04%	2.58%	2.60%	2.68%	3.60%	4.98%	28
\$800,001 - \$900,000	1.87%	2.58%	0.87%	3.94%	4.50%	4.27%	24
\$900,001 - \$1,000,000	0.21%	0.79%	0.17%	1.25%	1.98%	3.38%	19
Total \$500,001 - \$1,000,000	20.17%	35.12%	37.26%	47.94%	50.27%	58.54%	329
\$1,000,001 - \$1,500,000	1.04%	0.20%	0.87%	1.43%	2.16%	2.67%	15
\$1,500,001 - \$2,000,000	0.00%	0.00%	0.17%	0.36%	0.36%	0.36%	2
\$2,000,001 - \$3,000,000	0.00%	0.00%	0.17%	0.00%	0.18%	0.00%	0
\$3,000,001+	0.00%	0.20%	0.00%	0.00%	0.54%	0.00%	0
Total Over \$1,000,001	1.04%	0.40%	1.21%	1.79%	3.24%	3.02%	17

JACEGLICK
SELLS TEAM
 REAL ESTATE. REAL EXPERIENCE. REAL RESULTS.



Based on information from REcolorado®, Inc. for the period January 1st 2015 through November 30th 2020 of detached single family homes in Elbert County, CO

- Not all properties were listed and/or sold by RE/MAX Alliance.
- This representation is based in whole or in part on content supplied by REcolorado®, Inc. REcolorado®, Inc. does not guarantee nor is it in any way responsible for its accuracy. Content maintained by REcolorado®, Inc. may not reflect all real estate activity in the market.