

Elbert County, CO

Residential Market Statistics

Year to Date through September 2021

Provided By:

JACEGLICK
SELLS TEAM

REAL ESTATE. REAL EXPERIENCE. REAL RESULTS.



RE/MAX
ALLIANCE

Broker Owner

ABR, CDPE, CLHMS, CRS, GRI, SFR, Circle of Legends

(303)805-4333

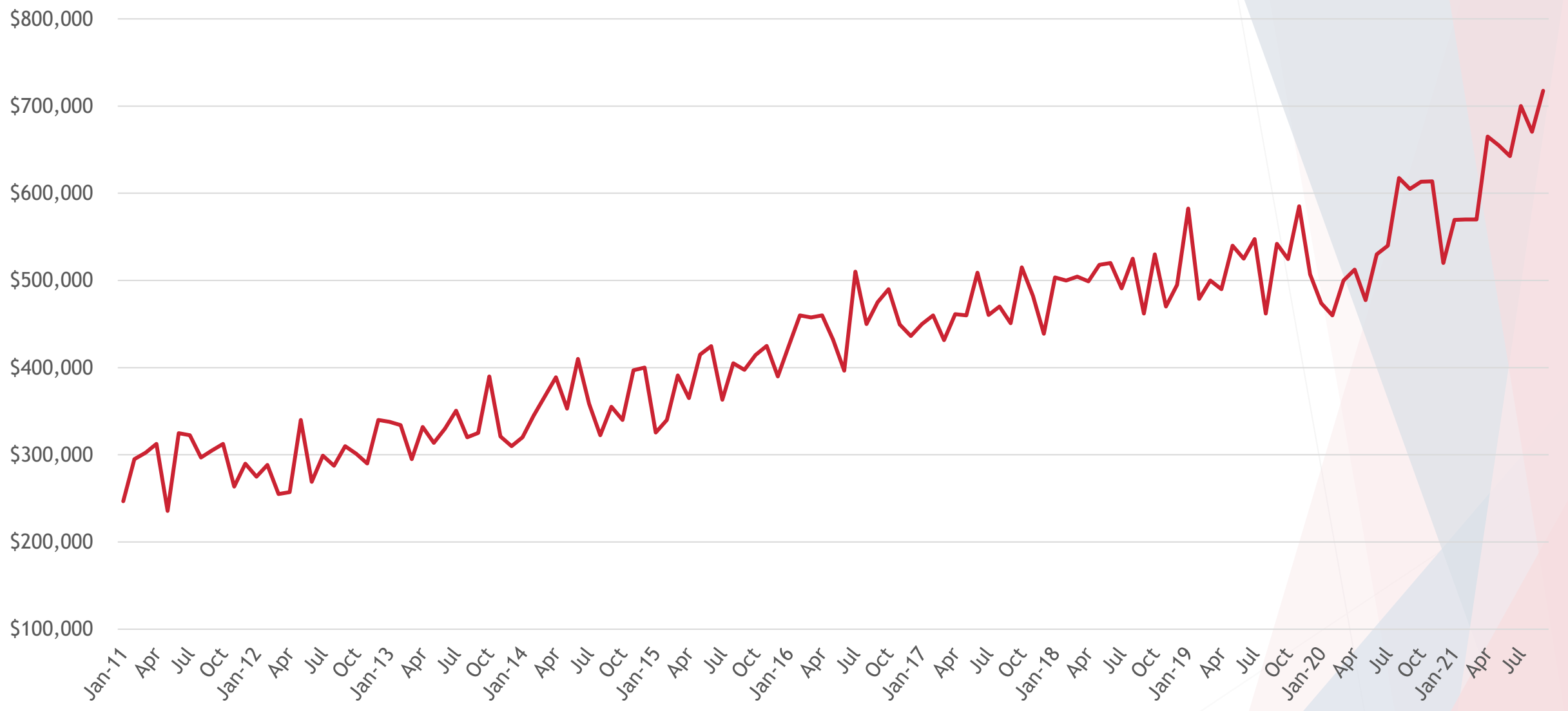
jace@jaceglick.com

7437 Village Square Dr. Suite 105 Castle Pines, CO 80108

Each office independently owned & operated

HISTORICAL MEDIAN SALES PRICE • DETACHED HOMES

ELBERT COUNTY, CO



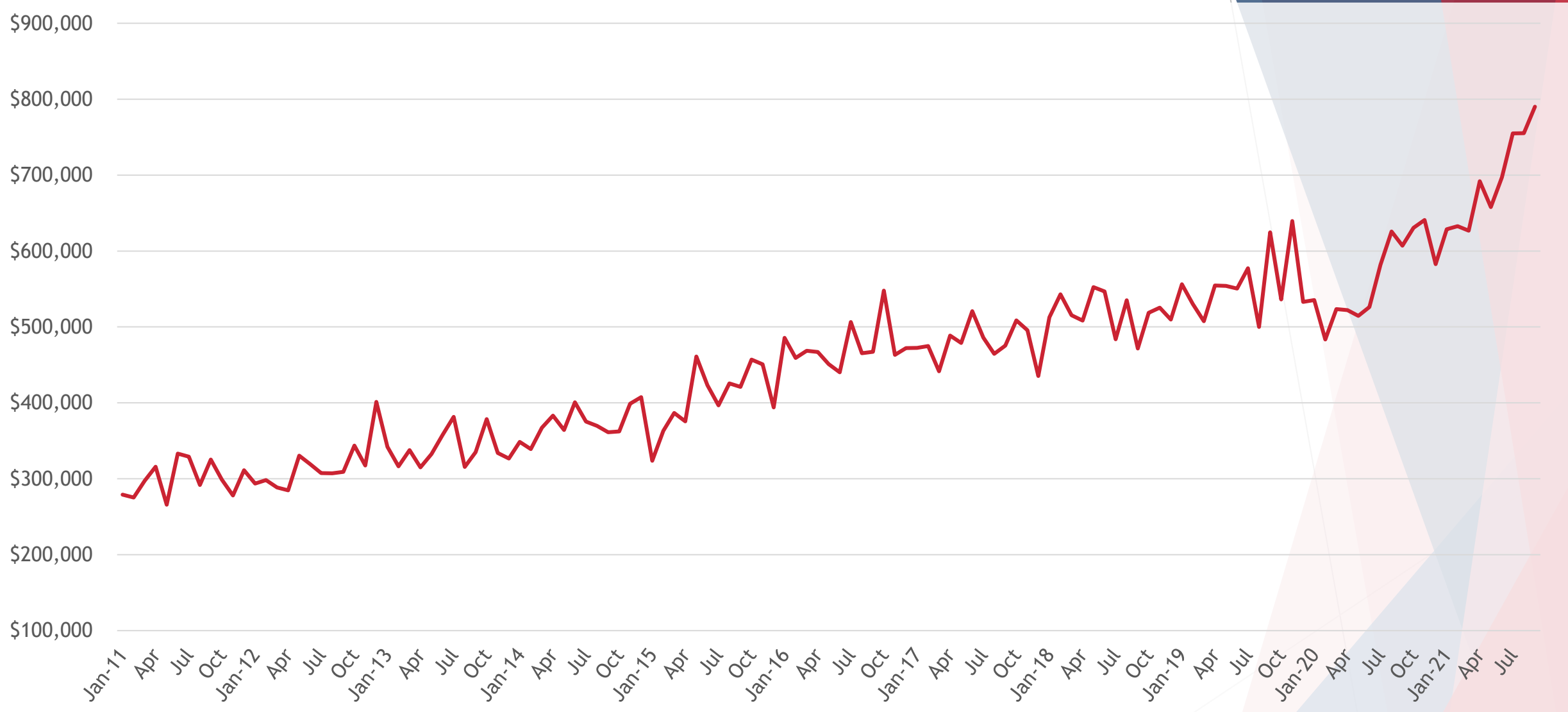
Based on information from REcolorado®, Inc. for the period January 1st 2011 through September 30th 2021 of detached single family homes in Elbert County, CO • Not all properties were listed and/or sold by RE/MAX Alliance. • This representation is based in whole or in part on content supplied by REcolorado®, Inc. REcolorado®, Inc. does not guarantee nor is it in any way responsible for its accuracy. Content maintained by REcolorado®, Inc. may not reflect all real estate activity in the market.

JACEGLICK
SELLS TEAM
REAL ESTATE. REAL EXPERIENCE. REAL RESULTS.



HISTORICAL AVERAGE SALES PRICE • DETACHED HOMES

ELBERT COUNTY, CO



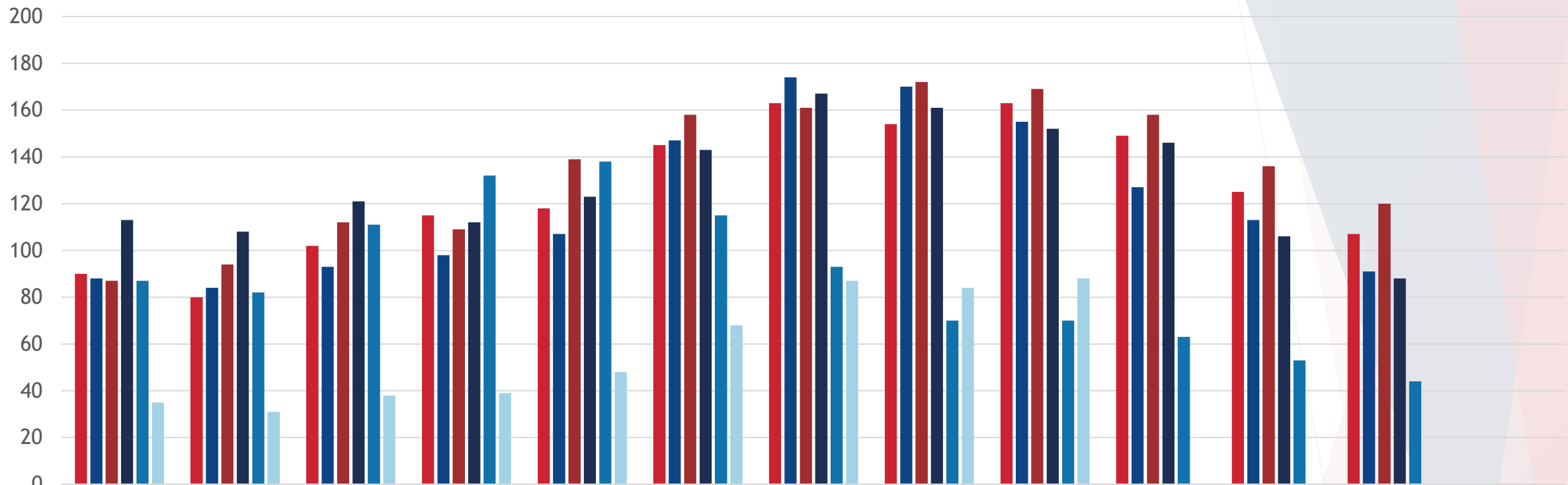
Based on information from REcolorado®, Inc. for the period January 1st 2011 through September 30th 2021 of detached single family homes in Elbert County, CO • Not all properties were listed and/or sold by RE/MAX Alliance. • This representation is based in whole or in part on content supplied by REcolorado®, Inc. REcolorado®, Inc. does not guarantee nor is it in any way responsible for its accuracy. Content maintained by REcolorado®, Inc. may not reflect all real estate activity in the market.

JACEGLICK
SELLS TEAM
REAL ESTATE. REAL EXPERIENCE. REAL RESULTS.



RESIDENTIAL INVENTORY • DETACHED HOMES

ELBERT COUNTY, CO



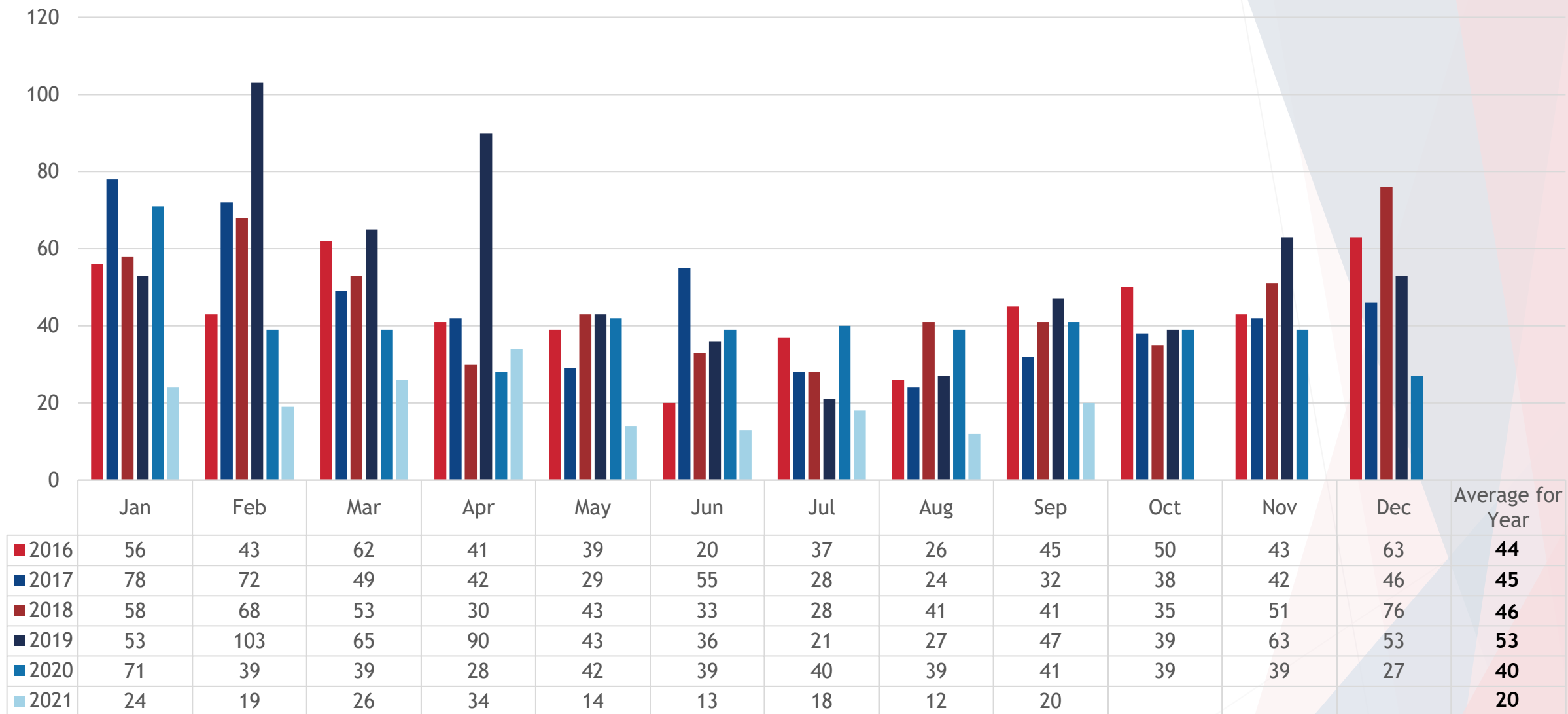
	Jan	Feb	Mar	Apr	May	Jun	Jul	Aug	Sep	Oct	Nov	Dec	Total for Year*
■ 2016	90	80	102	115	118	145	163	154	163	149	125	107	550
■ 2017	88	84	93	98	107	147	174	170	155	127	113	91	520
■ 2018	87	94	112	109	139	158	161	172	169	158	136	120	550
■ 2019	113	108	121	112	123	143	167	161	152	146	106	88	560
■ 2020	87	82	111	132	138	115	93	70	70	63	53	44	450
■ 2021	35	31	38	39	48	68	87	84	88				290

Based on information from REcolorado®, Inc. for the period January 1st 2016 through September 30th 2021 of detached single family homes in Elbert County, CO • Not all properties were listed and/or sold by RE/MAX Alliance. • This representation is based in whole or in part on content supplied by REcolorado®, Inc. REcolorado®, Inc. does not guarantee nor is it in any way responsible for its accuracy. Content maintained by REcolorado®, Inc. may not reflect all real estate activity in the market.
*Approximate total number of listings for the year.

JACEGLICK
SELLS TEAM
 REAL ESTATE. REAL EXPERIENCE. REAL RESULTS.

AVERAGE DAYS ON MARKET • DETACHED HOMES

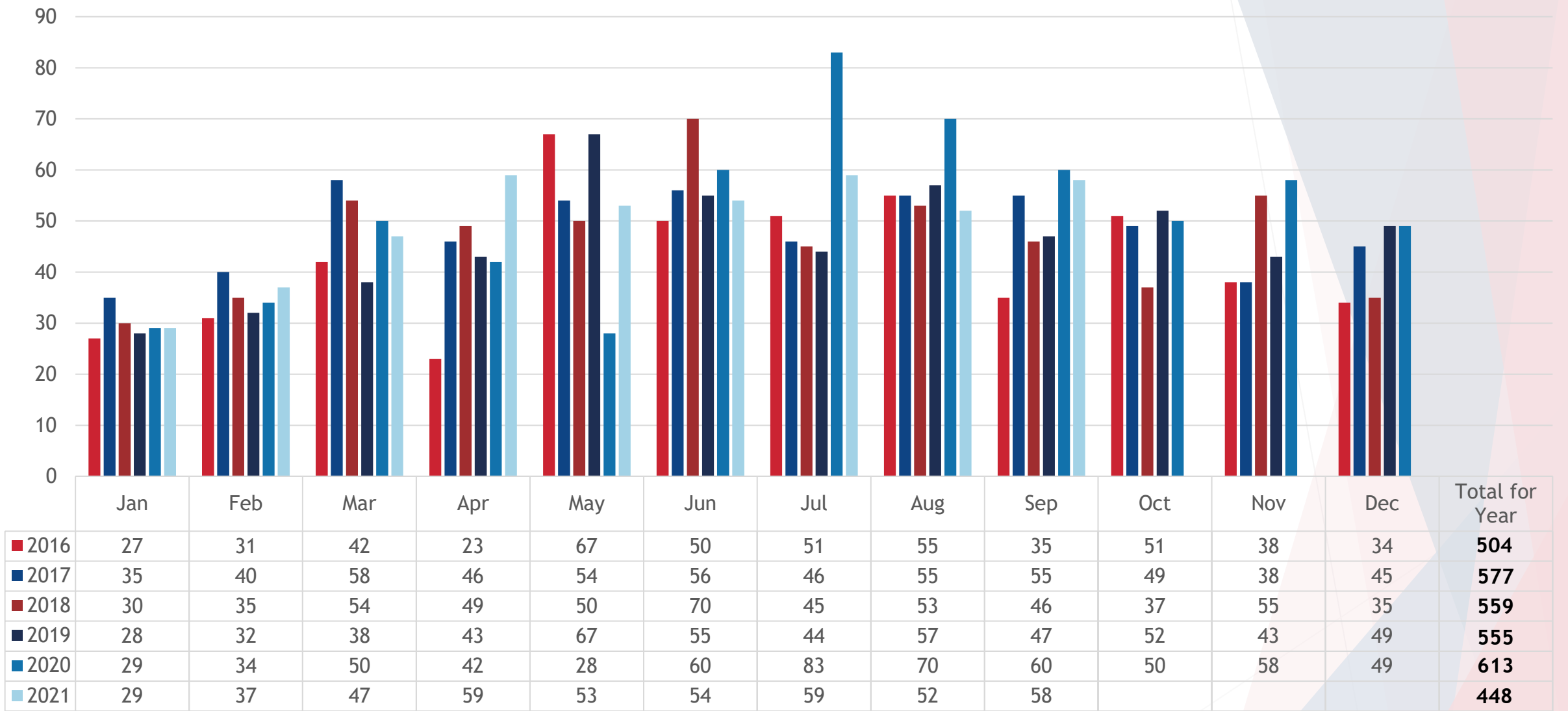
ELBERT COUNTY, CO



Based on information from REcolorado®, Inc. for the period January 1st 2016 through September 30th 2021 of detached single family homes in Elbert County, CO • Not all properties were listed and/or sold by RE/MAX Alliance. • This representation is based in whole or in part on content supplied by REcolorado®, Inc. REcolorado®, Inc. does not guarantee nor is it in any way responsible for its accuracy. Content maintained by REcolorado®, Inc. may not reflect all real estate activity in the market.

JACEGLICK
SELLS TEAM
 REAL ESTATE. REAL EXPERIENCE. REAL RESULTS.

NUMBER OF SALES • DETACHED HOMES

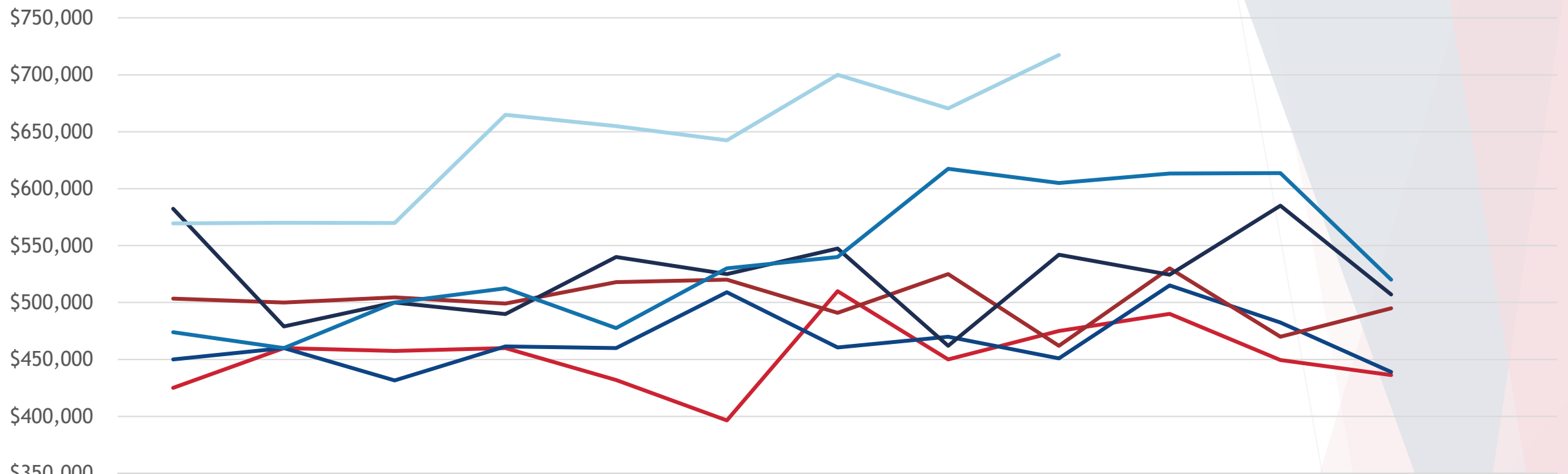


Based on information from REcolorado®, Inc. for the period January 1st 2016 through September 30th 2021 of detached single family homes in Elbert County, CO • Not all properties were listed and/or sold by RE/MAX Alliance. • This representation is based in whole or in part on content supplied by REcolorado®, Inc. REcolorado®, Inc. does not guarantee nor is it in any way responsible for its accuracy. Content maintained by REcolorado®, Inc. may not reflect all real estate activity in the market.

JACEGLICK
SELLS TEAM
 REAL ESTATE. REAL EXPERIENCE. REAL RESULTS.

MEDIAN SOLD PRICE • DETACHED HOMES

ELBERT COUNTY, CO



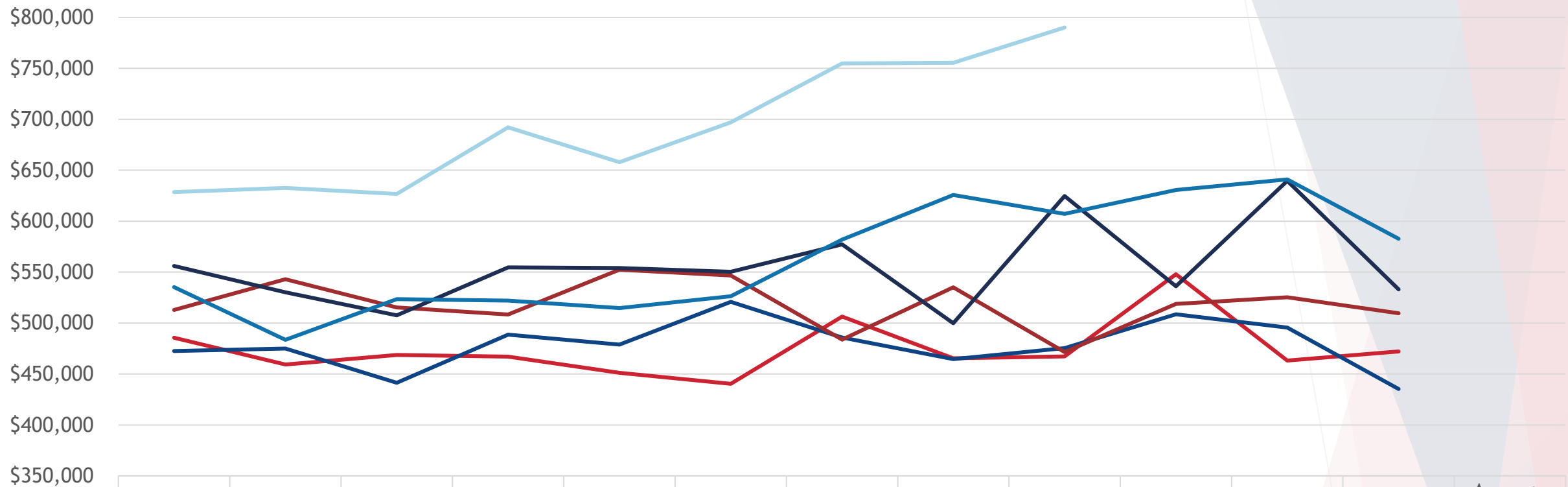
	Jan	Feb	Mar	Apr	May	Jun	Jul	Aug	Sep	Oct	Nov	Dec	Median for Year
— 2016	\$425,000	\$460,000	\$457,500	\$460,000	\$431,900	\$396,450	\$510,000	\$450,000	\$475,000	\$490,000	\$449,450	\$436,250	\$453,750
— 2017	\$450,000	\$459,950	\$431,500	\$461,450	\$460,000	\$509,000	\$460,450	\$470,000	\$451,000	\$515,000	\$482,500	\$438,900	\$460,225
— 2018	\$503,450	\$500,000	\$504,500	\$499,000	\$517,950	\$520,000	\$490,900	\$525,000	\$462,000	\$530,000	\$470,000	\$495,000	\$501,725
— 2019	\$582,450	\$478,950	\$499,950	\$489,900	\$540,000	\$524,900	\$547,500	\$462,000	\$542,000	\$524,450	\$585,000	\$507,000	\$524,675
— 2020	\$474,000	\$460,000	\$500,000	\$512,500	\$477,500	\$530,000	\$540,000	\$617,500	\$605,000	\$613,250	\$613,750	\$520,000	\$525,000
— 2021	\$569,500	\$570,000	\$569,900	\$665,000	\$655,000	\$642,500	\$700,000	\$670,500	\$717,500				\$655,000

Based on information from REcolorado®, Inc. for the period January 1st 2016 through September 30th 2021 of detached single family homes in Elbert County, CO • Not all properties were listed and/or sold by RE/MAX Alliance. • This representation is based in whole or in part on content supplied by REcolorado®, Inc. REcolorado®, Inc. does not guarantee nor is it in any way responsible for its accuracy. Content maintained by REcolorado®, Inc. may not reflect all real estate activity in the market.

JACEGLICK
SELLS TEAM
 REAL ESTATE. REAL EXPERIENCE. REAL RESULTS.

AVERAGE SOLD PRICE • DETACHED HOMES

ELBERT COUNTY, CO



	Jan	Feb	Mar	Apr	May	Jun	Jul	Aug	Sep	Oct	Nov	Dec	Average for Year
— 2016	\$485,569	\$459,275	\$468,706	\$467,065	\$451,073	\$440,300	\$506,434	\$465,418	\$467,180	\$547,826	\$463,266	\$472,214	\$474,527
— 2017	\$472,486	\$474,931	\$441,458	\$488,609	\$478,954	\$520,773	\$485,810	\$464,611	\$475,312	\$508,636	\$495,583	\$435,371	\$478,545
— 2018	\$512,787	\$542,954	\$515,263	\$508,464	\$552,350	\$546,649	\$483,753	\$535,168	\$471,463	\$518,754	\$525,389	\$509,672	\$518,556
— 2019	\$556,118	\$530,245	\$507,579	\$554,716	\$553,960	\$550,430	\$577,316	\$499,858	\$624,685	\$536,133	\$639,610	\$533,044	\$555,308
— 2020	\$535,281	\$483,580	\$523,562	\$522,042	\$514,632	\$526,345	\$581,996	\$625,620	\$607,189	\$630,586	\$640,998	\$582,642	\$564,539
— 2021	\$628,652	\$632,713	\$626,753	\$692,044	\$657,959	\$696,988	\$754,877	\$755,388	\$790,006				\$692,820

Based on information from REcolorado®, Inc. for the period January 1st 2016 through September 30th 2021 of detached single family homes in Elbert County, CO • Not all properties were listed and/or sold by RE/MAX Alliance. • This representation is based in whole or in part on content supplied by REcolorado®, Inc. REcolorado®, Inc. does not guarantee nor is it in any way responsible for its accuracy. Content maintained by REcolorado®, Inc. may not reflect all real estate activity in the market.

JACEGLICK
SELLS TEAM
 REAL ESTATE. REAL EXPERIENCE. REAL RESULTS.

PERCENT OF SALES BY PRICE RANGE • DETACHED HOMES

ELBERT COUNTY, CO

HOME PRICE	2016	2017	2018	2019	2020	2021	Solds (2021)
\$0 - \$149,999	0.99%	1.39%	0.71%	0.36%	1.31%	0.45%	2
\$150,000 - \$199,999	1.98%	2.08%	1.07%	1.60%	0.82%	0.22%	1
\$200,000 - \$249,999	3.97%	3.12%	2.49%	0.89%	0.82%	1.34%	6
\$250,000 - \$299,999	7.14%	5.72%	4.80%	3.21%	1.96%	1.34%	6
Total Under \$300,000	14.09%	12.31%	9.07%	6.06%	4.89%	3.35%	15
\$300,000 - \$349,999	7.34%	7.97%	6.76%	7.49%	3.92%	3.13%	14
\$350,000 - \$399,999	14.48%	9.71%	7.65%	7.49%	7.67%	2.68%	12
\$400,000 - \$449,999	14.09%	14.04%	10.50%	10.70%	10.44%	7.81%	35
\$450,000 - \$499,999	14.48%	17.50%	16.01%	14.80%	11.91%	7.37%	33
Total \$300,000 - \$499,999	50.40%	49.22%	40.93%	40.46%	33.93%	20.98%	94
\$500,000 - \$599,999	15.28%	20.28%	22.24%	19.96%	20.39%	14.51%	65
\$600,000 - \$699,999	10.91%	9.71%	14.23%	14.80%	18.76%	18.97%	85
\$700,000 - \$749,999	2.98%	3.29%	3.02%	5.70%	5.71%	9.82%	44
\$750,000 - \$799,999	2.58%	2.95%	3.02%	3.39%	5.71%	4.69%	21
\$800,000 - \$899,999	2.58%	0.87%	4.09%	4.46%	4.08%	8.48%	38
\$900,000 - \$999,999	0.79%	0.17%	1.25%	1.96%	3.26%	6.47%	29
Total \$500,000 - \$999,999	35.12%	37.26%	47.86%	50.27%	57.91%	62.95%	282
\$1,000,000 - \$1,499,999	0.20%	0.87%	1.78%	2.50%	2.94%	10.27%	46
\$1,500,000 - \$1,999,999	0.00%	0.17%	0.36%	0.36%	0.33%	1.79%	8
\$2,000,000 - \$2,999,999	0.00%	0.17%	0.00%	0.18%	0.00%	0.67%	3
\$3,000,000+	0.20%	0.00%	0.00%	0.18%	0.00%	0.00%	0
Total \$1,000,000+	0.40%	1.21%	2.14%	3.21%	3.26%	12.72%	57

JACE GLICK
SELLS TEAM
 REAL ESTATE. REAL EXPERIENCE. REAL RESULTS.



RE/MAX
ALLIANCE

Based on information from REcolorado®, Inc. for the period January 1st 2016 through September 30th 2021 of detached single family homes in Elbert County, CO

- Not all properties were listed and/or sold by RE/MAX Alliance. • This representation is based in whole or in part on content supplied by REcolorado®, Inc. REcolorado®, Inc. does not guarantee nor is it in any way responsible for its accuracy. Content maintained by REcolorado®, Inc. may not reflect all real estate activity in the market.